



by Granit Plus

Granite • Quartz • Shower Bases

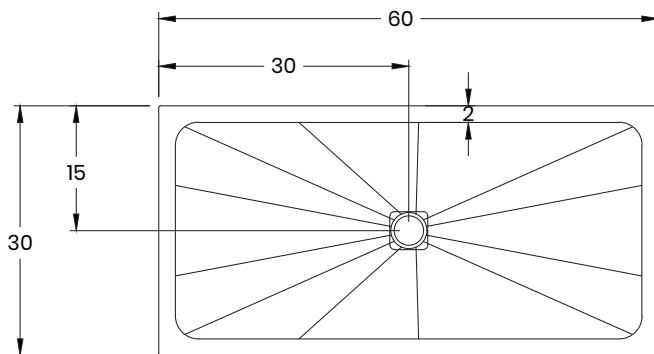

1-877-652-2514 | support@roc-base.com | roc-base.com



Centro

Granite or quartz shower pan
Central drain

40/50-6030



Dimensions

- Length: 60" (1524 mm)
- Width: 30" (762 mm)
- Thickness: 1 1/4" (30mm) (1mm to 3mm tolerance)
- Weight: 190 LBS (85 KG)

Material

Base : Quartz or granite core

Drain cover : Stainless steel (with optional black finish)

Texture : Non-slip

Colors

Stock :



40-6030-07
Cambrian black



50-6030-HCL119
Tofino




50-6030-HRU609
Uptown Grey



50-6030-HBA252
Whistler



50-6030-HBA271
Drift



50-6030-HGB884
Calacatta Extra



50-6030-HLO804
Antello

* Other colors may be available upon request

Included

- Stainless steel drain grid** (black finish optional)
- Tile flange
- Installation instructions

** Drain not included.

Features

- CSA B45.8/IAPMO Z403
- Non-slip surface
- Made from durable granite or quartz
- Easy maintenance and cleaning
- Customizable