



by Granit Plus

Granite • Quartz • Shower Bases

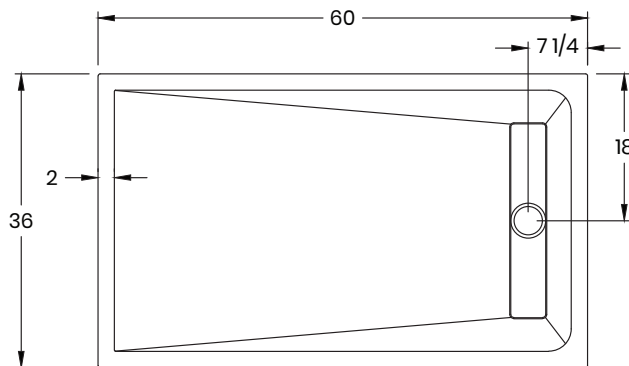

1-877-652-2514 | support@roc-base.com | roc-base.com



Linea

Granite or quartz shower pan
Linear drain

42/52-6036



Dimensions

- Length: 60" (1524 mm)
- Width: 36" (914 mm)
- Thickness: 1 1/4" (30mm) (1mm to 3mm tolerance)
- Weight: 225 LBS (100 KG)

Material

Base : Quartz or granite core

Drain cover : Stainless steel (with optional black finish)

Texture : Non-slip

Colors

Stock :



42-6036-07
Cambrian black



52-6036-HCL119
Tofino




52-6036-HRU609
Uptown Grey



52-6036-HBA252
Whistler



52-6036-HBA271
Drift



52-6036-HGB884
Calacatta Extra



52-6036-HLO804
Antello

* Other colors may be available upon request

Included

- Stainless steel drain grid** (black finish optional)
- Tile flange
- Installation instructions

** Drain not included.

Features

- CSA B45.8/IAPMO Z403
- Non-slip surface
- Made from durable granite or quartz
- Easy maintenance and cleaning
- Customizable